

# SIMPLIFIED PEPPER SUPPORT SYSTEM / Pepper Support, 5700 and 5707

Growing peppers using the Spanish Method is expensive when using wooden, bulky, and heavy poles. The distance between the twines narrows near each pole which stress the plants, at the end of the season disassembly, cleanup and sterilization must be done, which are time-consuming and physically hard to do.

With Paskal's pepper support, the grower is able to use twines instead of poles. The twines are spread out on both sides of the plants along the row, supporting them from falling to either side. As the plants grow higher, more and more horizontal lines of twine are added.

## Advantage

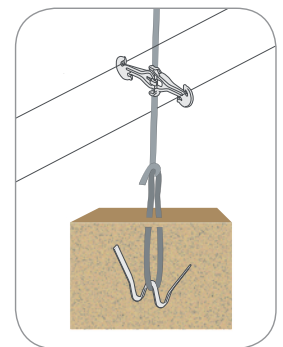

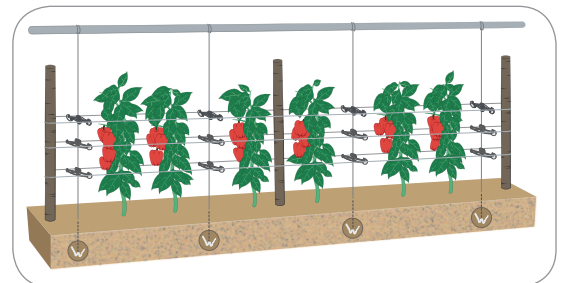
### Efficient labor

- Quick and easy to install and disassemble
- Wooden poles are replaced by vertical twines anchored to the ground
- Inexpensive supports and anchors
- Facilitates organized rows of plants and fruit picking is easier
- Additional twine levels are added as the plants grow
- Expedites maintenance
- Available in two sizes 6-7.5 cm / 9 cm
- Multi-seasonal

### Crop protection

- Pepper supports are attached to the vertical twine, supporting horizontal twines
- Horizontal twines provide support on both sides of the pepper plant
- Providing sufficient spacing throughout the row
- Supports the plants to their full height
- Maintains the plants in an organized layout

Products: Spread Lok Anchor 1200 and applicator 120M are required for this method.



## Instruction of use

- Attach a vertical twine to the anchor 1200, every 6 plants
- Insert the anchor with item 120M into the ground and turn slightly to lock
- Attach the two horizontal twines as well as the vertical twine to the pepper support
- For the first and second levels use item 5700, above that use 5707
- This method can hold up to 5 horizontal lines